



Festus R-VI School District

Dr. Link Luttrell
Superintendent

Dr. Nicki Ruess
Asst. Superintendent

Mr. Jonathan T. Earnhart
Asst. Superintendent

TO ALL SUBSTITUTE APPLICANTS

Attached are the following forms:

- DESE Substitute Certificate Processes
- Substitute Teaching Application
- FBI/Highway Patrol Background Check Procedures
- Background Check Privacy Rights and Notice
- Federal/State Tax Forms
- Immigration and Naturalization Form (I-9)
- List of Acceptable Documents
- Authorization for Direct Deposit Form
- Employee Beneficiary Form

A **Content Substitute** certificate is for individuals wishing to substitute teach in the K-12 classroom setting (elementary, middle/high school content areas, special education, art, music, PE, etc.). A **Content Substitute** certificate may be granted to an individual who has completed a minimum of 60 semester hours of credit from a regionally accredited, academic degree-granting, college or university. Verification of these hours must be provided with an original transcript sent to DESE from each institution the applicant has attended. A certificate may also be granted to an individual who completes a DESE-approved 20-hour online course that can be found at www.dese.mo.gov. All applicants must first apply online with DESE at www.dese.mo.gov for a substitute certificate to set up a profile.

Missouri law requires school districts to perform an FBI background check on "any person employed after January 1, 2005, authorized to have contact with pupils." DESE requires the applicant make an appointment as per instruction on the attached FBI/Highway Patrol Background Form to submit fingerprints. You will need to check your online profile through DESE Web Applications to see when it clears.

After applying for your substitute certificate online with DESE and beginning the fingerprint/background clearance procedure, you must apply with the Festus R-VI School District. The application and all forms should be returned to the Central Office along with a copy of your ID's for immigration and naturalization purposes (please refer to the List of Acceptable Documents for the I-9 form). Copies of these items may be made at the Central Office when the applicant returns the application and forms. Each substitute teacher applicant's name will be submitted to the Board of Education for approval.

Each applicant **must** attend an orientation conducted by the Assistant Superintendent. The one-hour orientation is held at the Roy D. Burnside Administration Building. You can call 636-937-4920 or email Lynn Stanley at stanlelynn@festusedu.com to schedule your appointment.

Substitute teachers may only substitute a maximum of 129 hours a month with the exception of long term positions. Substitutes are paid \$90 per day for individuals that hold a valid MO Teacher Certificate and \$85 per day for individuals with a MO Substitute Teacher Certificate. The hourly rate for a paraprofessional substitute is \$11/hour with a 25-minute non-paid lunch. The daily rate will vary depending on the number of hours required.

YOU WILL NOT BE PUT ON THE SUBSTITUTE LIST UNTIL YOU HAVE EVERYTHING COMPLETED: Application, Copy of Sub Certificate/Teaching Certificate, Background Check, Copies of IDs, Direct Deposit, I-9, W-4, Board approval, and have attended an orientation meeting.

(Revised 10/26/2021)

Educating ALL Children To Meet
Tomorrow's Challenges

1515 Mid-Meadow Lane, Festus, MO 63028 • 636-937-4920
www.festus.k12.mo.us • www.facebook.com/FestusRVI



DESE Substitute Certificate Processes

A **Content Substitute** certificate is for individuals wishing to substitute teach in the K-12 classroom setting (elementary, middle/high school content areas, special education, art, music, PE, etc.). A **Content Substitute** certificate may be granted to an individual who has completed a minimum of 60 semester hours of credit from a regionally accredited, academic degree-granting, college or university. Verification of these hours must be provided with an original transcript from each institution the applicant has attended. You may also complete a 20-hour online course that can be found at dese.mo.gov.

Individuals with valid Missouri teaching certificates who wish to substitute teach in a school district are no longer required by DESE to apply for a substitute certificate. This includes individuals who hold an initial professional, career continuous professional, lifetime, student services, administration, provisional, and/or temporary certificate. There are restrictions on the number of hours a retired teacher may substitute teach. If, at any time, the educator allows his/her teaching certificate to expire, then a substitute certificate would be required.

To apply for your first Missouri Substitute Certificate, you must submit all of the following items:

1. ONLINE SUBSTITUTE CERTIFICATE APPLICATION

- You will first need to create a profile in our certification system. Please follow the instructions outlined in the [Educator Certification System Help Guide](#) for the Certification System.
- After you have created a profile in our certification system, find the "applications" link in the menu on the left hand side of the screen to see a list of application types.
- Choose "Substitute" from the list to create an online application. Complete and submit the application.
- A processing fee of \$50 is required. The fee will be paid at the time the application is submitted online. Fees may be paid by credit/debit card or by e-check.

2. REQUIRED SUPPORTING DOCUMENTATION

- ORIGINAL TRANSCRIPTS from ALL institutions you have attended must be mailed to: **Educator Certification, PO Box 480, Jefferson City, MO 65102-0480**. Please be sure to include your Social Security number or Educator ID number on all of the transcripts. Acceptable hours must be completed through a college or university that is regionally accredited through one of the following approved associations: AdvancEd, Higher Learning Commission, Middle States Association of Colleges and Schools, New England Association of Schools and Colleges, Northwest Commission on Colleges and Universities, Southern Association of Colleges and Schools, and Western Association of Schools and Colleges. Do not email copies of transcripts. Faxed, scanned, emailed, or photocopied transcripts will not be accepted. Electronic transcripts will be accepted directly from the National Student Clearinghouse. Transcripts become the property of the department and cannot be returned.

3. FINGERPRINT/BACKGROUND CHECK

A **criminal fingerprint/background clearance** must be obtained before a certificate can be issued. Each applicant is required to complete a **background check** if he/she is requesting a new certificate or is considered to be a new hire at a school district. If an applicant has previously fingerprinted for DESE, a new fingerprint clearance will be required if the previous one is over twelve months old.

To Renew a Substitute Certificate that has expired or will expire soon.

- Log into your profile in the [educator certification system](#).
- Once you are logged in, click on the **Substitute Application** located in the menu to the left of your profile screen. Complete and submit the application.
- A processing fee of \$50 is required. The fee will be paid at the time the application is submitted online. Fees may be paid by credit/debit card or by e-check.
- Transcripts must be submitted if not currently on file with DESE. To determine if your transcripts are currently on file, [log into your certification account](#). Click on the **Education** link located in the menu to the left of your profile screen. Transcripts must show that they have been received. Transcripts should be mailed to: Educator Certification, P.O. Box 480, Jefferson City, MO 65102. Include your Social Security number or Educator ID number on all transcripts.
- A new **criminal fingerprint/background clearance** will be required if you have not been employed as a substitute teacher during the current school year. If you have been employed as a substitute teacher, please contact your local school district to request that they verify your experience in their online Substitute Verification Log prior to the expiration of your substitute certificate.

TO LOG INTO YOUR ONLINE EDUCATOR PROFILE

To access your certification account (online profile) you must first log into DESE **Web Applications** with a user ID and password, and then choose the Educator Certification System link located on the User Applications page. Your certification account (online profile) provides access to each of the following:

- Apply for a certificate
- Print out a certificate
- View a certificate or pending application
- View assessment scores
- Check for the receipt of transcripts
- Check fingerprint/background status

Please Note: If you have not logged in to your certification account (online profile) in over 12 months, please contact the Office of Data System Management at webappsloginassistance@dese.mo.gov or 573-522-3207.



Festus R-VI School District

Dr. Link Luttrell
Superintendent

Dr. Nicki Ruess
Asst. Superintendent

Mr. Jonathan T. Earnhart
Asst. Superintendent

SUBSTITUTE TEACHER APPLICATION FOR EMPLOYMENT

NAME: _____

ADDRESS: _____

PHONE: _____ EMAIL ADDRESS: _____

GRADE LEVELS DESIRED _____, DAYS AVAILABLE TO WORK: _____

Are you willing to sub as a paraprofessional (aide)? YES NO

Do you have a Teaching Certificate? YES NO If Yes, do you receive Retirement Benefits? YES NO

Are you currently contributing to PSRS or PEERS for retirement purposes? YES NO

EDUCATION and PROFESSIONAL TRAINING

Name/Location of High School & College	Date of Attendance	Degree of Diploma	Major & Minor Subjects	Sem Hrs in Major & Minor	Sem Hrs in Education	Total Hrs of Credit

PREVIOUS EMPLOYMENT

Name of Company	Type of Work	Length of Employment	Reason for Leaving

REFERENCES

Name	Address	Phone	Official Position

I am being considered for employment with the Festus R-VI School District, and do hereby authorize a criminal history check on myself and the release of any information obtained from such to the Festus R-VI School District.

Signature

Date

(REVISED 10/26/21)

**Educating ALL Children To Meet
Tomorrow's Challenges**

1515 Mid-Meadow Lane, Festus, MO 63028 • 636-937-4920
www.festus.k12.mo.us • www.facebook.com/FestusRVI



FBI/Highway Patrol Background Check Procedures

Registration Process and Procedures - Missouri Residents

All applicants must pre-register at the Missouri Automated Criminal History Site (MACHS) www.machs.mo.gov for a fingerprint-based background check. The background check is performed by both the Missouri State Highway Patrol (MSHP) and the Federal Bureau of Investigation (FBI). After pre-registration, all Missouri-based applicants must visit one of the IdentoGo® office locations for fingerprinting (see the "Search For Fingerprint Locations Near You" link at www.machs.mo.gov).

A four-digit registration code is required to ensure that the results of the background check are returned to the correct organization for processing. Please see the following charts for the appropriate registration codes.

If You are Already Employed by a Missouri School District or If You Know Which District Will Be Employing You	
Your Occupation	Use this Registration Code
Administrator, Principal, Teacher, Substitute Teacher, Paraprofessional	Festus R-6 Code: 1081
School Counselor, School Psychological Examiner, School Psychologist, Speech Language Pathologist	
Secretary, School Nurse, Custodian, Lunch Room Worker, Volunteer, etc.	
School Bus Driver	

If you are employed by more than one school district, choose only one district's registration code number to initiate your fingerprint-based background check. All Missouri public school districts are able to share fingerprint results with each other (based on district policy). Please note that shared fingerprint results must be less than one year old to be accepted as valid.

If You are NOT Already Employed by a Missouri School District	
Your Occupation	Use this Registration Code*
Administrator, Principal, Teacher	2300
Substitute Teacher	2301
School Counselor, School Psychological Examiner, School Psychologist, Speech Language Pathologist	2300

*The information generated by these codes cannot be accessed by school districts. An additional background check may be required for employment purposes.

Registration Process and Procedures - Non-Missouri Residents

Applicants located outside the state of Missouri are also required to pre-register (see above) at the MACHS website (www.machs.mo.gov) to initiate their fingerprint-based background checks. After pre-registration, these applicants must mail their completed fingerprint cards to IdentGo® for processing. For detailed directions, please access the IdentGo® website at:

https://www.IdentGo.com/uploads/general/UEP_MO_card_scan_instructions.pdf

If you have any questions about the registration process or fingerprinting procedures outside of Missouri, please contact IdentGo® customer service at 844-543-9712 or the Missouri State Highway Patrol's Criminal Justice Information Services Division (CJIS) at 573-526-6312.

Internet Access and Fingerprinting Site Locations

Applicants who do not have internet access may contact IdentGo® at 844-543-9712 to initiate and complete the registration process. Please note: a four-digit registration code (see codes above) is required to initiate and complete the online registration process. All Missouri IdentGo® fingerprint locations are listed at the MACHS website's "Search for Fingerprint Locations Near You" link (www.machs.mo.gov).

Processing Fees

The processing fee for both Missouri and Non-Missouri residents is \$41.75. Missouri residents will complete payments on site during the fingerprinting process. Non-Missouri residents will complete payments online during the pre-registration process. For additional information about fees, please visit www.machs.mo.gov.

Fingerprint/Background Check Results

Fingerprint/Background check information for educators and substitute teachers will be recorded on their profile page at the Missouri Department of Elementary and Secondary Education (DESE), *Educator Certification System* website. The reported results will be made available to the designated school district, based upon the registration code provided during the pre-registration process.

The results for non-certified staff members and bus drivers will not be available on the DESE *Educator Certification System* website and cannot be used for certification purposes. These results will only be available to the designated school district, based upon the registration code provided during the pre-registration process.

Important Notice from the Missouri State Highway Patrol Concerning Your Fingerprint-Based Background Check

As an applicant who is the subject of a state and/or national fingerprint-based criminal history record check for a noncriminal justice purpose (such as an application for a job or license, an immigration or naturalization matter, security clearance, or adoption), you are hereby notified that by providing your fingerprints to the Missouri State Highway Patrol or Identigo[®], the Missouri Fingerprint Services vendor, you agree to the following:

- Your fingerprints will be used to check the criminal history record files of the Missouri State Highway Patrol (MSHP) and/or the Federal Bureau of Investigation (FBI).
- Any criminal history information returned as a result of this search will be made available to requestors pursuant to Chapter 43 RSMo.
- All information, including your fingerprints, photograph, and any demographic data collected during the course of your fingerprint-based record check may be stored in MSHP and/or FBI files.
- Such data will be subject to comparisons against other submissions received by the MSHP and/or the FBI and to further disseminations by the MSHP or the FBI as may be authorized under the Federal Privacy Act (5USC 552a(b)) or Missouri Revised Statutes.
- Any future updates made to your arrest record may also be shared with the agency requesting this fingerprint-based background check if the requesting agency is a subscriber to the state and/or federal Rap Back program.

Questions about this notice should be directed to the Missouri State Highway Patrol Criminal Justice Information Services Division at 573-526-6153 or by email at machs@mshp.dps.mo.gov.

NONCRIMINAL JUSTICE APPLICANT'S PRIVACY RIGHTS

As an applicant who is the subject of a national fingerprint-based criminal history record check for a noncriminal justice purpose (such as an application for employment or a license, an immigration or naturalization matter, security clearance, or adoption), you have certain rights which are discussed below. All notices must be provided to you in writing.¹ These obligations are pursuant to the Privacy Act of 1974, Title 5, United States Code (U.S.C.) Section 552a, and Title 28 Code of Federal Regulations (CFR), 50.12, among other authorities.

- You must be provided an adequate written FBI Privacy Act Statement (dated 2013 or later) when you submit your fingerprints and associated personal information. This Privacy Act Statement must explain the authority for collecting your fingerprints and associated information and whether your fingerprints and associated information will be searched, shared, or retained.²
- You must be advised in writing of the procedures for obtaining a change, correction, or update of your FBI criminal history record as set forth at 28 CFR 16.34.
- You must be provided the opportunity to complete or challenge the accuracy of the information in your FBI criminal history record (if you have such a record).
- If you have a criminal history record, you should be afforded a reasonable amount of time to correct or complete the record (or decline to do so) before the officials deny you the employment, license, or other benefit based on information in the FBI criminal history record.
- If agency policy permits, the officials may provide you with a copy of your FBI criminal history record for review and possible challenge. If agency policy does not permit it to provide you a copy of the record, you may obtain a copy of the record by submitting fingerprints and a fee to the FBI. Information regarding this process may be obtained at <https://www.fbi.gov/services/cjis/identity-history-summary-checks> and <https://www.edo.cjis.gov>.
- If you decide to challenge the accuracy or completeness of your FBI criminal history record, you should send your challenge to the agency that contributed the questioned information to the FBI. Alternatively, you may send your challenge directly to the FBI by submitting a request via <https://www.edo.cjis.gov>. The FBI will then forward your challenge to the agency that contributed the questioned information and request the agency to verify or correct the challenged entry. Upon receipt of an official communication from that agency, the FBI will make any necessary changes/corrections to your record in accordance with the information supplied by that agency. (See 28 CFR 16.30 through 16.34.)
- You have the right to expect that officials receiving the results of the criminal history record check will use it only for authorized purposes and will not retain or disseminate it in violation of federal statute, regulation or executive order, or rule, procedure or standard established by the National Crime Prevention and Privacy Compact Council.³

¹ Written notification includes electronic notification, but excludes oral notification.

² <https://www.fbi.gov/services/cjis/compact-council/privacy-act-statement>

³ See 5 U.S.C. 552a(b); 28 U.S.C. 534(b); 34 U.S.C. § 40316 (formerly cited as 42 U.S.C. § 14616), Article IV(c); 28 CFR 20.21(c), 20.33(d) and 906.2(d).

Privacy Act Statement

This privacy act statement is located on the back of the FD-258 fingerprint card.

Authority: The FBI's acquisition, preservation, and exchange of fingerprints and associated information is generally authorized under 28 U.S.C. 534. Depending on the nature of your application, supplemental authorities include Federal statutes, State statutes pursuant to Pub. L. 92-544, Presidential Executive Orders, and federal regulations. Providing your fingerprints and associated information is voluntary; however, failure to do so may affect completion or approval of your application.

Principal Purpose: Certain determinations, such as employment, licensing, and security clearances, may be predicated on fingerprint-based background checks. Your fingerprints and associated information/biometrics may be provided to the employing, investigating, or otherwise responsible agency, and/or the FBI for the purpose of comparing your fingerprints to other fingerprints in the FBI's Next Generation Identification (NGI) system or its successor systems (including civil, criminal, and latent fingerprint repositories) or other available records of the employing, investigating, or otherwise responsible agency. The FBI may retain your fingerprints and associated information/biometrics in NGI after the completion of this application and, while retained, your fingerprints may continue to be compared against other fingerprints submitted to or retained by NGI.

Routine Uses: During the processing of this application and for as long thereafter as your fingerprints and associated information/biometrics are retained in NGI, your information may be disclosed pursuant to your consent, and may be disclosed without your consent as permitted by the Privacy Act of 1974 and all applicable Routine Uses as may be published at any time in the Federal Register, including the Routine Uses for the NGI system and the FBI's Blanket Routine Uses. Routine uses include, but are not limited to, disclosures to: employing, governmental or authorized non-governmental agencies responsible for employment, contracting, licensing, security clearances, and other suitability determinations; local, state, tribal, or federal law enforcement agencies; criminal justice agencies; and agencies responsible for national security or public safety.

As of 03/30/2018

See Page 2 for Spanish translation.

Missouri Applicant Fingerprint Privacy Notice

The Missouri Applicant Fingerprint Privacy Notice includes three (3) parts:

1. The State and National Rap Back Privacy Notice
2. The Noncriminal Justice Applicant Privacy Rights
3. The Privacy Act Statement

State and Federal Rap Back Privacy Notice

Applicants submitting their fingerprint images to the Central Repository for a fingerprint based criminal record check are advised that their fingerprint images will be retained in state and federal biometrics databases, pursuant to Section 43.540 RSMo. If the submitting agency participates in the State or State and National Rap Back Programs, fingerprint images will be submitted, searched and retained for the purpose of being searched against future submissions to the State and National Rap Back programs; fingerprint searches will also include latent print searches.

The "Missouri Rap Back Program" and "National Rap Back Program" shall include any type of automatic notification made by the State Missouri and/or the Federal Bureau of Investigation through the Missouri State Highway Patrol to a qualified entity indicating that an applicant who is employed, licensed, or otherwise under the purview of the qualified entity has been arrested for a reported criminal offense and the fingerprints for that arrest were forwarded to the Central Repository or the Federal Bureau of Investigation by the arresting agency.

By signing the Missouri Applicant Fingerprint Privacy Notice you are acknowledging the receipt of and agreeing to the terms of the State and National Rap Back Privacy Notice, the Noncriminal Justice Applicant Privacy Rights, and the Privacy Act Statement.

SIGNATURE: _____ DATE: _____

Employee's Withholding Certificate

▶ **Complete Form W-4 so that your employer can withhold the correct federal income tax from your pay.**
▶ **Give Form W-4 to your employer.**
▶ **Your withholding is subject to review by the IRS.**

2021

Step 1: Enter Personal Information	(a) First name and middle initial _____	Last name _____	(b) Social security number _____	
	Address _____			▶ Does your name match the name on your social security card? If not, to ensure you get credit for your earnings, contact SSA at 800-772-1213 or go to www.ssa.gov .
	City or town, state, and ZIP code _____			
	(c) <input type="checkbox"/> Single or Married filing separately <input type="checkbox"/> Married filing jointly or Qualifying widow(er) <input type="checkbox"/> Head of household (Check only if you're unmarried and pay more than half the costs of keeping up a home for yourself and a qualifying individual.)			

Complete Steps 2–4 ONLY if they apply to you; otherwise, skip to Step 5. See page 2 for more information on each step, who can claim exemption from withholding, when to use the estimator at www.irs.gov/W4App, and privacy.

Step 2:
Multiple Jobs or Spouse Works

Complete this step if you (1) hold more than one job at a time, or (2) are married filing jointly and your spouse also works. The correct amount of withholding depends on income earned from all of these jobs.

Do **only one** of the following.

(a) Use the estimator at www.irs.gov/W4App for most accurate withholding for this step (and Steps 3–4); or

(b) Use the Multiple Jobs Worksheet on page 3 and enter the result in Step 4(c) below for roughly accurate withholding; or

(c) If there are only two jobs total, you may check this box. Do the same on Form W-4 for the other job. This option is accurate for jobs with similar pay; otherwise, more tax than necessary may be withheld ▶

TIP: To be accurate, submit a 2021 Form W-4 for all other jobs. If you (or your spouse) have self-employment income, including as an independent contractor, use the estimator.

Complete Steps 3–4(b) on Form W-4 for only ONE of these jobs. Leave those steps blank for the other jobs. (Your withholding will be most accurate if you complete Steps 3–4(b) on the Form W-4 for the highest paying job.)

Step 3: Claim Dependents	If your total income will be \$200,000 or less (\$400,000 or less if married filing jointly): Multiply the number of qualifying children under age 17 by \$2,000 ▶ \$ _____ Multiply the number of other dependents by \$500 ▶ \$ _____ Add the amounts above and enter the total here	3	\$
Step 4 (optional): Other Adjustments	(a) Other income (not from jobs). If you want tax withheld for other income you expect this year that won't have withholding, enter the amount of other income here. This may include interest, dividends, and retirement income	4(a)	\$
	(b) Deductions. If you expect to claim deductions other than the standard deduction and want to reduce your withholding, use the Deductions Worksheet on page 3 and enter the result here	4(b)	\$
	(c) Extra withholding. Enter any additional tax you want withheld each pay period	4(c)	\$

Step 5: Sign Here	Under penalties of perjury, I declare that this certificate, to the best of my knowledge and belief, is true, correct, and complete.		
	▶ _____ Employee's signature (This form is not valid unless you sign it.)	▶ _____	Date

Employers Only	Employer's name and address _____	First date of employment _____	Employer identification number (EIN) _____
-----------------------	-----------------------------------	--------------------------------	--

General Instructions

Future Developments

For the latest information about developments related to Form W-4, such as legislation enacted after it was published, go to www.irs.gov/FormW4.

Purpose of Form

Complete Form W-4 so that your employer can withhold the correct federal income tax from your pay. If too little is withheld, you will generally owe tax when you file your tax return and may owe a penalty. If too much is withheld, you will generally be due a refund. Complete a new Form W-4 when changes to your personal or financial situation would change the entries on the form. For more information on withholding and when you must furnish a new Form W-4, see Pub. 505, Tax Withholding and Estimated Tax.

Exemption from withholding. You may claim exemption from withholding for 2021 if you meet both of the following conditions: you had no federal income tax liability in 2020 **and** you expect to have no federal income tax liability in 2021. You had no federal income tax liability in 2020 if (1) your total tax on line 24 on your 2020 Form 1040 or 1040-SR is zero (or less than the sum of lines 27, 28, 29, and 30), or (2) you were not required to file a return because your income was below the filing threshold for your correct filing status. If you claim exemption, you will have no income tax withheld from your paycheck and may owe taxes and penalties when you file your 2021 tax return. To claim exemption from withholding, certify that you meet both of the conditions above by writing "Exempt" on Form W-4 in the space below Step 4(c). Then, complete Steps 1(a), 1(b), and 5. Do not complete any other steps. You will need to submit a new Form W-4 by February 15, 2022.

Your privacy. If you prefer to limit information provided in Steps 2 through 4, use the online estimator, which will also increase accuracy.

As an alternative to the estimator: if you have concerns with Step 2(c), you may choose Step 2(b); if you have concerns with Step 4(a), you may enter an additional amount you want withheld per pay period in Step 4(c). If this is the only job in your household, you may instead check the box in Step 2(c), which will increase your withholding and significantly reduce your paycheck (often by thousands of dollars over the year).

When to use the estimator. Consider using the estimator at www.irs.gov/W4App if you:

1. Expect to work only part of the year;
2. Have dividend or capital gain income, or are subject to additional taxes, such as Additional Medicare Tax;
3. Have self-employment income (see below); or
4. Prefer the most accurate withholding for multiple job situations.

Self-employment. Generally, you will owe both income and self-employment taxes on any self-employment income you receive separate from the wages you receive as an employee. If you want to pay these taxes through withholding from your wages, use the estimator at www.irs.gov/W4App to figure the amount to have withheld.

Nonresident alien. If you're a nonresident alien, see Notice 1392, Supplemental Form W-4 Instructions for Nonresident Aliens, before completing this form.

Specific Instructions

Step 1(c). Check your anticipated filing status. This will determine the standard deduction and tax rates used to compute your withholding.

Step 2. Use this step if you (1) have more than one job at the same time, or (2) are married filing jointly and you and your spouse both work.

Option (a) most accurately calculates the additional tax you need to have withheld, while option (b) does so with a little less accuracy.

If you (and your spouse) have a total of only two jobs, you may instead check the box in option (c). The box must also be checked on the Form W-4 for the other job. If the box is checked, the standard deduction and tax brackets will be cut in half for each job to calculate withholding. This option is roughly accurate for jobs with similar pay; otherwise, more tax than necessary may be withheld, and this extra amount will be larger the greater the difference in pay is between the two jobs.



Multiple jobs. Complete Steps 3 through 4(b) on only one Form W-4. Withholding will be most accurate if you do this on the Form W-4 for the highest paying job.

Step 3. This step provides instructions for determining the amount of the child tax credit and the credit for other dependents that you may be able to claim when you file your tax return. To qualify for the child tax credit, the child must be under age 17 as of December 31, must be your dependent who generally lives with you for more than half the year, and must have the required social security number. You may be able to claim a credit for other dependents for whom a child tax credit can't be claimed, such as an older child or a qualifying relative. For additional eligibility requirements for these credits, see Pub. 972, Child Tax Credit and Credit for Other Dependents. You can also include **other tax credits** in this step, such as education tax credits and the foreign tax credit. To do so, add an estimate of the amount for the year to your credits for dependents and enter the total amount in Step 3. Including these credits will increase your paycheck and reduce the amount of any refund you may receive when you file your tax return.

Step 4 (optional).

Step 4(a). Enter in this step the total of your other estimated income for the year, if any. You shouldn't include income from any jobs or self-employment. If you complete Step 4(a), you likely won't have to make estimated tax payments for that income. If you prefer to pay estimated tax rather than having tax on other income withheld from your paycheck, see Form 1040-ES, Estimated Tax for Individuals.

Step 4(b). Enter in this step the amount from the Deductions Worksheet, line 5, if you expect to claim deductions other than the basic standard deduction on your 2021 tax return and want to reduce your withholding to account for these deductions. This includes both itemized deductions and other deductions such as for student loan interest and IRAs.

Step 4(c). Enter in this step any additional tax you want withheld from your pay **each pay period**, including any amounts from the Multiple Jobs Worksheet, line 4. Entering an amount here will reduce your paycheck and will either increase your refund or reduce any amount of tax that you owe.

Step 2(b)—Multiple Jobs Worksheet *(Keep for your records.)*



If you choose the option in Step 2(b) on Form W-4, complete this worksheet (which calculates the total extra tax for all jobs) on **only ONE** Form W-4. Withholding will be most accurate if you complete the worksheet and enter the result on the Form W-4 for the highest paying job.

Note: If more than one job has annual wages of more than \$120,000 or there are more than three jobs, see Pub. 505 for additional tables; or, you can use the online withholding estimator at www.irs.gov/W4App.

- 1 **Two jobs.** If you have two jobs or you're married filing jointly and you and your spouse each have one job, find the amount from the appropriate table on page 4. Using the "Higher Paying Job" row and the "Lower Paying Job" column, find the value at the intersection of the two household salaries and enter that value on line 1. Then, **skip** to line 3 **1** \$ _____

- 2 **Three jobs.** If you and/or your spouse have three jobs at the same time, complete lines 2a, 2b, and 2c below. Otherwise, skip to line 3.
 - a Find the amount from the appropriate table on page 4 using the annual wages from the highest paying job in the "Higher Paying Job" row and the annual wages for your next highest paying job in the "Lower Paying Job" column. Find the value at the intersection of the two household salaries and enter that value on line 2a **2a** \$ _____
 - b Add the annual wages of the two highest paying jobs from line 2a together and use the total as the wages in the "Higher Paying Job" row and use the annual wages for your third job in the "Lower Paying Job" column to find the amount from the appropriate table on page 4 and enter this amount on line 2b **2b** \$ _____
 - c Add the amounts from lines 2a and 2b and enter the result on line 2c **2c** \$ _____

- 3 Enter the number of pay periods per year for the highest paying job. For example, if that job pays weekly, enter 52; if it pays every other week, enter 26; if it pays monthly, enter 12, etc. **3** _____

- 4 **Divide** the annual amount on line 1 or line 2c by the number of pay periods on line 3. Enter this amount here and in **Step 4(c)** of Form W-4 for the highest paying job (along with any other additional amount you want withheld) **4** \$ _____

Step 4(b)—Deductions Worksheet *(Keep for your records.)*



- 1 Enter an estimate of your 2021 itemized deductions (from Schedule A (Form 1040)). Such deductions may include qualifying home mortgage interest, charitable contributions, state and local taxes (up to \$10,000), and medical expenses in excess of 7.5% of your income **1** \$ _____

- 2 Enter: $\left\{ \begin{array}{l} \bullet \$25,100 \text{ if you're married filing jointly or qualifying widow(er)} \\ \bullet \$18,800 \text{ if you're head of household} \\ \bullet \$12,550 \text{ if you're single or married filing separately} \end{array} \right\}$ **2** \$ _____

- 3 If line 1 is greater than line 2, subtract line 2 from line 1 and enter the result here. If line 2 is greater than line 1, enter "-0-" **3** \$ _____

- 4 Enter an estimate of your student loan interest, deductible IRA contributions, and certain other adjustments (from Part II of Schedule 1 (Form 1040)). See Pub. 505 for more information **4** \$ _____

- 5 **Add** lines 3 and 4. Enter the result here and in **Step 4(b)** of Form W-4 **5** \$ _____

Privacy Act and Paperwork Reduction Act Notice. We ask for the information on this form to carry out the Internal Revenue laws of the United States. Internal Revenue Code sections 3402(f)(2) and 6109 and their regulations require you to provide this information; your employer uses it to determine your federal income tax withholding. Failure to provide a properly completed form will result in your being treated as a single person with no other entries on the form; providing fraudulent information may subject you to penalties. Routine uses of this information include giving it to the Department of Justice for civil and criminal litigation; to cities, states, the District of Columbia, and U.S. commonwealths and possessions for use in administering their tax laws; and to the Department of Health and Human Services for use in the National Directory of New Hires. We may also disclose this information to other countries under a tax treaty, to federal and state agencies to enforce federal nontax criminal laws, or to federal law enforcement and intelligence agencies to combat terrorism.

You are not required to provide the information requested on a form that is subject to the Paperwork Reduction Act unless the form displays a valid OMB control number. Books or records relating to a form or its instructions must be retained as long as their contents may become material in the administration of any Internal Revenue law. Generally, tax returns and return information are confidential, as required by Code section 6103.

The average time and expenses required to complete and file this form will vary depending on individual circumstances. For estimated averages, see the instructions for your income tax return.

If you have suggestions for making this form simpler, we would be happy to hear from you. See the instructions for your income tax return.

Married Filing Jointly or Qualifying Widow(er)

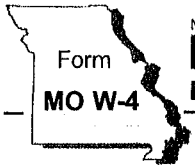
Higher Paying Job Annual Taxable Wage & Salary	Lower Paying Job Annual Taxable Wage & Salary											
	\$0 - 9,999	\$10,000 - 19,999	\$20,000 - 29,999	\$30,000 - 39,999	\$40,000 - 49,999	\$50,000 - 59,999	\$60,000 - 69,999	\$70,000 - 79,999	\$80,000 - 89,999	\$90,000 - 99,999	\$100,000 - 109,999	\$110,000 - 120,000
\$0 - 9,999	\$0	\$190	\$850	\$890	\$1,020	\$1,020	\$1,020	\$1,020	\$1,020	\$1,100	\$1,870	\$1,870
\$10,000 - 19,999	190	1,190	1,890	2,090	2,220	2,220	2,220	2,220	2,300	3,300	4,070	4,070
\$20,000 - 29,999	850	1,890	2,750	2,950	3,080	3,080	3,080	3,160	4,160	5,160	5,930	5,930
\$30,000 - 39,999	890	2,090	2,950	3,150	3,280	3,280	3,360	4,360	5,360	6,360	7,130	7,130
\$40,000 - 49,999	1,020	2,220	3,080	3,280	3,410	3,490	4,490	5,490	6,490	7,490	8,260	8,260
\$50,000 - 59,999	1,020	2,220	3,080	3,280	3,490	4,490	5,490	6,490	7,490	8,490	9,260	9,260
\$60,000 - 69,999	1,020	2,220	3,080	3,360	4,490	5,490	6,490	7,490	8,490	9,490	10,260	10,260
\$70,000 - 79,999	1,020	2,220	3,160	4,360	5,490	6,490	7,490	8,490	9,490	10,490	11,260	11,260
\$80,000 - 99,999	1,020	3,150	5,010	6,210	7,340	8,340	9,340	10,340	11,340	12,340	13,260	13,460
\$100,000 - 149,999	1,870	4,070	5,930	7,130	8,260	9,320	10,520	11,720	12,920	14,120	15,090	15,290
\$150,000 - 239,999	2,040	4,440	6,500	7,900	9,230	10,430	11,630	12,830	14,030	15,230	16,190	16,400
\$240,000 - 259,999	2,040	4,440	6,500	7,900	9,230	10,430	11,630	12,830	14,030	15,270	17,040	18,040
\$260,000 - 279,999	2,040	4,440	6,500	7,900	9,230	10,430	11,630	12,870	14,870	16,870	18,640	19,640
\$280,000 - 299,999	2,040	4,440	6,500	7,900	9,230	10,470	12,470	14,470	16,470	18,470	20,240	21,240
\$300,000 - 319,999	2,040	4,440	6,500	7,940	10,070	12,070	14,070	16,070	18,070	20,070	21,840	22,840
\$320,000 - 364,999	2,720	5,920	8,780	10,980	13,110	15,110	17,110	19,110	21,190	23,490	25,560	26,860
\$365,000 - 524,999	2,970	6,470	9,630	12,130	14,560	16,860	19,160	21,460	23,760	26,060	28,130	29,430
\$525,000 and over	3,140	6,840	10,200	12,900	15,530	18,030	20,530	23,030	25,530	28,030	30,300	31,800

Single or Married Filing Separately

Higher Paying Job Annual Taxable Wage & Salary	Lower Paying Job Annual Taxable Wage & Salary											
	\$0 - 9,999	\$10,000 - 19,999	\$20,000 - 29,999	\$30,000 - 39,999	\$40,000 - 49,999	\$50,000 - 59,999	\$60,000 - 69,999	\$70,000 - 79,999	\$80,000 - 89,999	\$90,000 - 99,999	\$100,000 - 109,999	\$110,000 - 120,000
\$0 - 9,999	\$440	\$940	\$1,020	\$1,020	\$1,410	\$1,870	\$1,870	\$1,870	\$1,870	\$2,030	\$2,040	\$2,040
\$10,000 - 19,999	940	1,540	1,620	2,020	3,020	3,470	3,470	3,470	3,640	3,840	3,840	3,840
\$20,000 - 29,999	1,020	1,620	2,100	3,100	4,100	4,550	4,550	4,720	4,920	5,120	5,120	5,120
\$30,000 - 39,999	1,020	2,020	3,100	4,100	5,100	5,550	5,720	5,920	6,120	6,320	6,320	6,320
\$40,000 - 59,999	1,870	3,470	4,550	5,550	6,690	7,340	7,540	7,740	7,940	8,140	8,150	8,150
\$60,000 - 79,999	1,870	3,470	4,690	5,890	7,090	7,740	7,940	8,140	8,340	8,540	9,190	9,990
\$80,000 - 99,999	2,000	3,810	5,090	6,290	7,490	8,140	8,340	8,540	9,390	10,390	11,190	11,990
\$100,000 - 124,999	2,040	3,840	5,120	6,320	7,520	8,360	9,360	10,360	11,360	12,360	13,410	14,510
\$125,000 - 149,999	2,040	3,840	5,120	6,910	8,910	10,360	11,360	12,450	13,750	15,050	16,160	17,260
\$150,000 - 174,999	2,220	4,830	6,910	8,910	10,910	12,600	13,900	15,200	16,500	17,800	18,910	20,010
\$175,000 - 199,999	2,720	5,320	7,490	9,790	12,090	13,850	15,150	16,450	17,750	19,050	20,150	21,250
\$200,000 - 249,999	2,970	5,880	8,260	10,560	12,860	14,620	15,920	17,220	18,520	19,820	20,930	22,030
\$250,000 - 399,999	2,970	5,880	8,260	10,560	12,860	14,620	15,920	17,220	18,520	19,820	20,930	22,030
\$400,000 - 449,999	2,970	5,880	8,260	10,560	12,860	14,620	15,920	17,220	18,520	19,910	21,220	22,520
\$450,000 and over	3,140	6,250	8,830	11,330	13,830	15,790	17,290	18,790	20,290	21,790	23,100	24,400

Head of Household

Higher Paying Job Annual Taxable Wage & Salary	Lower Paying Job Annual Taxable Wage & Salary											
	\$0 - 9,999	\$10,000 - 19,999	\$20,000 - 29,999	\$30,000 - 39,999	\$40,000 - 49,999	\$50,000 - 59,999	\$60,000 - 69,999	\$70,000 - 79,999	\$80,000 - 89,999	\$90,000 - 99,999	\$100,000 - 109,999	\$110,000 - 120,000
\$0 - 9,999	\$0	\$820	\$930	\$1,020	\$1,020	\$1,020	\$1,420	\$1,870	\$1,870	\$1,910	\$2,040	\$2,040
\$10,000 - 19,999	820	1,900	2,130	2,220	2,220	2,620	3,620	4,070	4,110	4,310	4,440	4,440
\$20,000 - 29,999	930	2,130	2,360	2,450	2,850	3,850	4,850	5,340	5,540	5,740	5,870	5,870
\$30,000 - 39,999	1,020	2,220	2,450	2,940	3,940	4,940	5,980	6,630	6,830	7,030	7,160	7,160
\$40,000 - 59,999	1,020	2,470	3,700	4,790	5,800	7,000	8,200	8,850	9,050	9,250	9,380	9,380
\$60,000 - 79,999	1,870	4,070	5,310	6,600	7,800	9,000	10,200	10,850	11,050	11,250	11,520	12,320
\$80,000 - 99,999	1,880	4,280	5,710	7,000	8,200	9,400	10,600	11,250	11,590	12,590	13,520	14,320
\$100,000 - 124,999	2,040	4,440	5,870	7,160	8,360	9,560	11,240	12,690	13,690	14,690	15,670	16,770
\$125,000 - 149,999	2,040	4,440	5,870	7,240	9,240	11,240	13,240	14,690	15,890	17,190	18,420	19,520
\$150,000 - 174,999	2,040	4,920	7,150	9,240	11,240	13,290	15,590	17,340	18,640	19,940	21,170	22,270
\$175,000 - 199,999	2,720	5,920	8,150	10,440	12,740	15,040	17,340	19,090	20,390	21,690	22,920	24,020
\$200,000 - 249,999	2,970	6,470	9,000	11,390	13,690	15,990	18,290	20,040	21,340	22,640	23,880	24,980
\$250,000 - 349,999	2,970	6,470	9,000	11,390	13,690	15,990	18,290	20,040	21,340	22,640	23,880	24,980
\$350,000 - 449,999	2,970	6,470	9,000	11,390	13,690	15,990	18,290	20,040	21,340	22,640	23,900	25,200
\$450,000 and over	3,140	6,840	9,570	12,160	14,660	17,160	19,660	21,610	23,110	24,610	26,050	27,350



MISSOURI DEPARTMENT OF
REVENUE
Employee's Withholding Certificate

This certificate is for income tax withholding and child support enforcement purposes only. Type or print.

Employee	Full Name		Social Security Number			
	Home Address (Number and Street or Rural Route)		City or Town	State	ZIP Code	
<p>1. Filing Status: Check the appropriate filing status below.</p> <input type="checkbox"/> Single or Married Spouse Works or Married Filing Separate <input type="checkbox"/> Married (Spouse does not work) <input type="checkbox"/> Head of Household						
<p>2. Additional withholding: If you expect to have a balance due (as a result of interest income, dividends, income from a part-time job, etc.) on your tax return, you may request your employer to withhold an additional amount of tax from each pay period. To calculate the amount needed, divide the amount of the expected tax by the number of pay periods in a year. Enter the additional amount to be withheld each pay period on line 2.....</p>						2
<p>3. Reduced withholding: If you expect to receive a refund (as a result of itemized deductions, modifications or tax credits) on your tax return, you may direct your employer to only withhold the amount indicated on line 3. Your employer will not use the standard calculations for withholding. If you designate an amount that is too low, it could result in you being under withheld. To calculate the amount needed, divide the amount of your expected tax by the number of pay periods in a year. Enter the amount to be withheld instead of the standard calculation. If no amount is indicated on line 3, the standard calculations will be used.....</p>						3
<p>4. Exempt Status: Select the appropriate reason you are claiming an exemption from withholding below and indicate EXEMPT on line 4.</p> <input type="checkbox"/> I am exempt because I had a right to a refund of all Missouri income tax withheld last year and expect to have no tax liability this year. A new MO W-4 must be completed annually if you wish to continue the exemption. <input type="checkbox"/> I am exempt because I meet the conditions set forth under the Servicemember Civil Relief Act, as amended by the Military Spouses Residency Relief Act and have no Missouri tax liability. <input type="checkbox"/> I am exempt because my income is earned as a member of any active duty component of the Armed Forces of the United States and I am eligible for the military income deduction.						4

Signature	Under penalties of perjury, I certify that the information provided on this form is true and accurate.	
	Employee's Signature (Form is not valid unless you sign it)	Date (MM/DD/YYYY) ____/____/____

Employer	Employer's Name		Employer's Address			
	City		State	ZIP Code		
	Date Services for Pay First Performed by Employee (MM/DD/YYYY) ____/____/____		Federal Employer I.D. Number		Missouri Tax Identification Number	

Notice To Employer:
 Within 20 days of hiring a new employee, send a copy of Form MO W-4 to the Missouri Department of Revenue, P.O. Box 3340, Jefferson City, MO 65105-3340 or fax to (573) 526-8079.
 Please visit <http://dss.mo.gov/child-support/employers/new-hire-reporting.htm> for additional information regarding new hire reporting.

Notice to Employee:
 Return completed form to your Employer. Consider completing a new Form MO W-4 each year and when your personal or financial situation changes. Visit our online withholding calculator <https://mytax.mo.gov/rptportal/home/withholding-calculator>.

- Items to Remember:**
- Employees must complete a new form if their filing status changes or to adjust the amount of withholding.
 - If you are claiming an "Exempt" status due to the Military Spouses Residency Relief Act you must provide one of the following to your employer: Leave and Earnings Statement of the non-resident military servicemember, Form W-2 issued to the nonresident military servicemember, a military identification card, or specific military orders received by the servicemember. You must also provide verification of residency such as a copy of your state income tax return filed in your state of residence, a property tax receipt from the state of residence, a current drivers license, vehicle registration or voter ID card. For additional assistance in regard to Military, visit the department's website <https://dor.mo.gov/military/>.
 - Additional information can be found at <https://dor.mo.gov/business/withhold/>.



Employment Eligibility Verification
Department of Homeland Security
 U.S. Citizenship and Immigration Services

USCIS
Form I-9
 OMB No. 1615-0047
 Expires 10/31/2022

▶ **START HERE:** Read instructions carefully before completing this form. The instructions must be available, either in paper or electronically, during completion of this form. Employers are liable for errors in the completion of this form.

ANTI-DISCRIMINATION NOTICE: It is illegal to discriminate against work-authorized individuals. Employers **CANNOT** specify which document(s) an employee may present to establish employment authorization and identity. The refusal to hire or continue to employ an individual because the documentation presented has a future expiration date may also constitute illegal discrimination.

Section 1. Employee Information and Attestation (Employees must complete and sign Section 1 of Form I-9 no later than the first day of employment, but not before accepting a job offer.)

Last Name (Family Name)		First Name (Given Name)		Middle Initial	Other Last Names Used (if any)	
Address (Street Number and Name)			Apt. Number	City or Town		State ZIP Code
Date of Birth (mm/dd/yyyy)	U.S. Social Security Number [][] - [][] - [][][][]		Employee's E-mail Address		Employee's Telephone Number	

I am aware that federal law provides for imprisonment and/or fines for false statements or use of false documents in connection with the completion of this form.

I attest, under penalty of perjury, that I am (check one of the following boxes):

<input type="checkbox"/> 1. A citizen of the United States	
<input type="checkbox"/> 2. A noncitizen national of the United States (See instructions)	
<input type="checkbox"/> 3. A lawful permanent resident (Alien Registration Number/USCIS Number): _____	
<input type="checkbox"/> 4. An alien authorized to work until (expiration date, if applicable, mm/dd/yyyy): _____ Some aliens may write "N/A" in the expiration date field. (See instructions)	
Aliens authorized to work must provide only one of the following document numbers to complete Form I-9: An Alien Registration Number/USCIS Number OR Form I-94 Admission Number OR Foreign Passport Number.	
1. Alien Registration Number/USCIS Number: _____ OR 2. Form I-94 Admission Number: _____ OR 3. Foreign Passport Number: _____ Country of Issuance: _____	QR Code - Section 1 Do Not Write In This Space

Signature of Employee	Today's Date (mm/dd/yyyy)
-----------------------	---------------------------

Preparer and/or Translator Certification (check one):

I did not use a preparer or translator. A preparer(s) and/or translator(s) assisted the employee in completing Section 1.
 (Fields below must be completed and signed when preparers and/or translators assist an employee in completing Section 1.)

I attest, under penalty of perjury, that I have assisted in the completion of Section 1 of this form and that to the best of my knowledge the information is true and correct.

Signature of Preparer or Translator		Today's Date (mm/dd/yyyy)	
Last Name (Family Name)		First Name (Given Name)	
Address (Street Number and Name)		City or Town	State ZIP Code



Employer Completes Next Page





Employment Eligibility Verification
Department of Homeland Security
U.S. Citizenship and Immigration Services

USCIS
Form I-9
 OMB No. 1615-0047
 Expires 10/31/2022



Employee Info from Section 1	Last Name (Family Name)	First Name (Given Name)	M.I.	Citizenship/Immigration Status
-------------------------------------	-------------------------	-------------------------	------	--------------------------------

List A	OR	List B	AND	List C
Identity and Employment Authorization		Identity		Employment Authorization
Document Title		Document Title		Document Title
Issuing Authority		Issuing Authority		Issuing Authority
Document Number		Document Number		Document Number
Expiration Date (if any) (mm/dd/yyyy)		Expiration Date (if any) (mm/dd/yyyy)		Expiration Date (if any) (mm/dd/yyyy)
Document Title		Additional Information		QR Code - Sections 2 & 3 Do Not Write In This Space
Issuing Authority				
Document Number				
Expiration Date (if any) (mm/dd/yyyy)				
Document Title				
Issuing Authority				
Document Number				
Expiration Date (if any) (mm/dd/yyyy)				

Certification: I attest, under penalty of perjury, that (1) I have examined the document(s) presented by the above-named employee, (2) the above-listed document(s) appear to be genuine and to relate to the employee named, and (3) to the best of my knowledge the employee is authorized to work in the United States.

The employee's first day of employment (mm/dd/yyyy): _____ (See instructions for exemptions)

Signature of Employer or Authorized Representative	Today's Date (mm/dd/yyyy)	Title of Employer or Authorized Representative Human Resources/PR		
Last Name of Employer or Authorized Representative Uding	First Name of Employer or Authorized Representative Rebekah	Employer's Business or Organization Name Festus R-6 School District		
Employer's Business or Organization Address (Street Number and Name) 1515 Mid-Meadow Ln	City or Town Festus	State MO	ZIP Code 63028	

Section 2. Previous Employment and Dates (If the employee has been employed by another employer, provide the information below.)

A. New Name (if applicable)			B. Date of Return (if applicable)	
Last Name (Family Name)	First Name (Given Name)	Middle Initial	Date (mm/dd/yyyy)	

C. If the employee's previous grant of employment authorization has expired, provide the information for the document or receipt that establishes continuing employment authorization in the space provided below.

Document Title	Document Number	Expiration Date (if any) (mm/dd/yyyy)
----------------	-----------------	---------------------------------------

I attest, under penalty of perjury, that to the best of my knowledge, this employee is authorized to work in the United States, and if the employee presented document(s), the document(s) I have examined appear to be genuine and to relate to the individual.

Signature of Employer or Authorized Representative	Today's Date (mm/dd/yyyy)	Name of Employer or Authorized Representative
--	---------------------------	---

LISTS OF ACCEPTABLE DOCUMENTS

All documents must be UNEXPIRED

Employees may present one selection from List A
or a combination of one selection from List B and one selection from List C.

LIST A Documents that Establish Both Identity and Employment Authorization	OR	LIST B Documents that Establish Identity	AND	LIST C Documents that Establish Employment Authorization
<ol style="list-style-type: none"> 1. U.S. Passport or U.S. Passport Card 2. Permanent Resident Card or Alien Registration Receipt Card (Form I-551) 3. Foreign passport that contains a temporary I-551 stamp or temporary I-551 printed notation on a machine-readable immigrant visa 4. Employment Authorization Document that contains a photograph (Form I-766) 5. For a nonimmigrant alien authorized to work for a specific employer because of his or her status: <ol style="list-style-type: none"> a. Foreign passport; and b. Form I-94 or Form I-94A that has the following: <ol style="list-style-type: none"> (1) The same name as the passport; and (2) An endorsement of the alien's nonimmigrant status as long as that period of endorsement has not yet expired and the proposed employment is not in conflict with any restrictions or limitations identified on the form. 6. Passport from the Federated States of Micronesia (FSM) or the Republic of the Marshall Islands (RMI) with Form I-94 or Form I-94A indicating nonimmigrant admission under the Compact of Free Association Between the United States and the FSM or RMI 	OR	<ol style="list-style-type: none"> 1. Driver's license or ID card issued by a State or outlying possession of the United States provided it contains a photograph or information such as name, gender, height, eye color, and address 2. ID card issued by federal, state or local government agencies or entities, provided it contains a photograph or information such as name, date of birth, gender, height, eye color, and address 3. School ID card with a photograph 4. Voter's registration card 5. U.S. Military card or draft record 6. Military dependent's ID card 7. U.S. Coast Guard Merchant Mariner Card 8. Native American tribal document 9. Driver's license issued by a Canadian government authority <li style="text-align: center;">For persons under age 18 who are unable to present a document listed above: 10. School record or report card 11. Clinic, doctor, or hospital record 12. Day-care or nursery school record 	AND	<ol style="list-style-type: none"> 1. A Social Security Account Number card, unless the card includes one of the following restrictions: <ol style="list-style-type: none"> (1) NOT VALID FOR EMPLOYMENT (2) VALID FOR WORK ONLY WITH INS AUTHORIZATION (3) VALID FOR WORK ONLY WITH DHS AUTHORIZATION 2. Certification of report of birth issued by the Department of State (Forms DS-1350, FS-545, FS-240) 3. Original or certified copy of birth certificate issued by a State, county, municipal authority, or territory of the United States bearing an official seal 4. Native American tribal document 5. U.S. Citizen ID Card (Form I-197) 6. Identification Card for Use of Resident Citizen in the United States (Form I-179) 7. Employment authorization document issued by the Department of Homeland Security

Examples of many of these documents appear in the Handbook for Employers (M-274).

Refer to the instructions for more information about acceptable receipts.



Festus R-VI School District

Dr. Link Luttrell
Superintendent

Dr. Nicki Ruess
Asst. Superintendent

Mr. Jonathan T. Earnhart
Asst. Superintendent

Authorization For Direct Deposit

Step 1: Your Name and Address

Full Name _____
Last First MI

Address _____
Number/Street/Apt. # City State Zip Code

Home Phone Number _____

Step 2: Primary Bank Account (Attach a voided check for verification)

Depository Bank Name _____

Address _____
Number/Street City State Zip Code

Routing Number (see check sample on reverse)

Type: Checking Savings

Account Number (see check sample on reverse)

Step 3: Fixed Amount Bank Account (Usage optional) (Attach a voided check for verification)

Depository Bank Name _____

Address _____
Number/Street City State Zip Code

Routing Number (see check sample on reverse)

Type: Checking Savings

Account Number (see check sample on reverse)

Fixed dollar amount to deposit into this account with each paycheck: \$ _____

I authorize Festus R-6 School District to automatically deposit my paycheck in the bank account(s) listed above. If necessary, Festus R-6 School District may make deductions from my account(s) for any payments credited in error. I understand that the authorization may be rejected or discontinued by Festus R-6 School District at any time. Any changes to the bank account(s) or distribution information must be received by Payroll in writing at least 15 days prior to payday.

Signature _____ Date _____

**Educating ALL Children To Meet
Tomorrow's Challenges**

1515 Mid-Meadow Lane, Festus, MO 63028 • 636-937-4920
www.festus.k12.mo.us • www.facebook.com/FestusRVI



Instructions



You may deposit and divide your paycheck into a maximum of two (2) bank accounts, as follows:

Primary Account: This account will automatically receive your entire paycheck, less any amount you have directed to be deposited in the *Fixed Amount Account*.

Fix Amount Account: You may designate a fixed dollar amount to be deposited into this account with each paycheck. This amount will stay the same, even if your paycheck amount changes. Usage of this account is optional.

Example: Suppose your paycheck is \$500 and you usually deposit it in your checking account. You decide that you want to take \$50 out of each paycheck and deposit it into a savings account. For direct deposit, you would indicate that \$50 is to be deposited into the Fixed Amount Account. The remainder, or \$450, would be automatically deposited into the Primary (checking) account.

Sample Check

ROBERT SAMPLE JOAN SAMPLE 123 MAIN ST. PORTLAND, ME 04101	9999
	Date <u>11/30/2011</u>
Pay to the Order of <u>Sample Check</u>	\$ <u>158.00</u>
<u>one hundred and fifty eight</u> <u>00</u> / <u>100</u>	Dollars  <small>Security Features Details on Back.</small>
 Bank America's Most Convenient Bank®	
For <u>SAMPLE</u>	<u>Joan Sample</u> <small>MP</small>
<u>0123454321</u>	<u>9999</u>
Routing Number	Account Number

**JEFFERSON COUNTY REORGANIZED SCHOOL DISTRICT R-VI
EMPLOYEE DEATH COMPENSATION BENEFICIARY**

It is further agreed by the parties hereto that in the event of the death of _____, while employed by the Festus R-6 School District, all earned unpaid compensation due him/her shall be paid as he/she indicated below:

I, _____, request that all compensation be paid to _____ (name & relationship) at _____ (contact address & phone number), who I hereby designate as the sole person entitled to receive the aforesaid compensation.

This agreement shall become effective on _____ (date) and remain in effect for the entire employment period or until such time as I cause it to be voided by replacing this document with a newly completed form.

Employee Signature Date

Witnessed by Central Office Date